


PARTICIPANT ID: _____ INITIALS: _____ DATE: _____

LFA-REAL™ (RAPID EVALUATION OF ACTIVITY IN LUPUS)
[PATIENT REPORT]

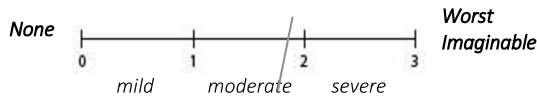
DIRECTIONS: Thinking of the past month, put one line () anywhere through each scale below to best describe how severe each lupus symptom has been for you.

Focus only on current symptoms from your active Lupus. If you are sure that your symptoms are not from your active lupus (for example, asthma, injury or infection), then do not report. If you did not experience a particular symptom, mark 0 (none) for that symptom.

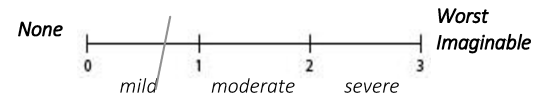
If you have filled out this form before, look back at your last form and place your mark considering your progress during the past month.

EXAMPLES:

A moderate symptom, not quite severe might be rated like this:

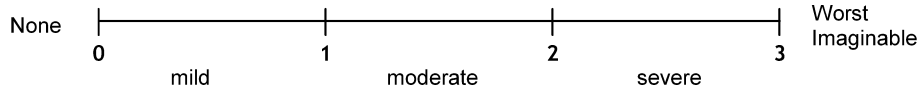


A mild symptom, getting better this month might look like this:



How severe was each symptom over the past month?

RASH



Administrative use only:

_____mm

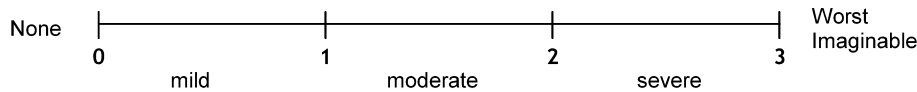
_____mm

_____mm

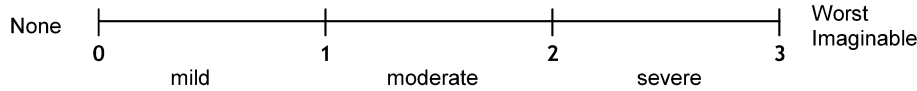
_____mm

SYMPTOMS OF ARTHRITIS

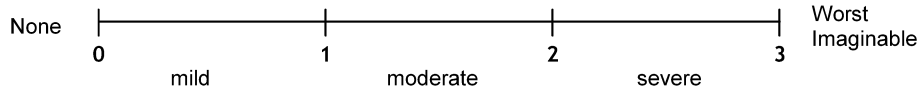
a. JOINT PAIN



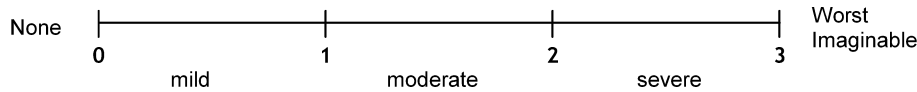
b. JOINT SWELLING



c. JOINT STIFFNESS



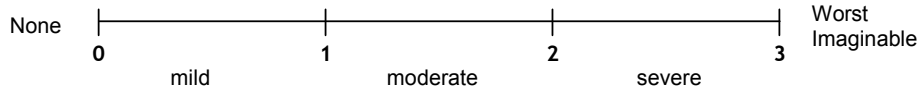
d. OVERALL ARTHRITIS (Consider Joint pain, swelling and stiffness together)



PARTICIPANT ID: _____ INITIALS: _____ DATE: _____

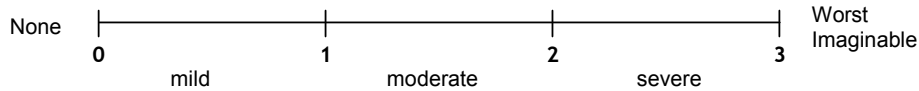
How severe was each symptom over the past month?

MUSCLE PAIN OR ACHES



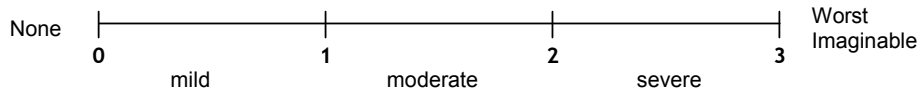
_____mm

FATIGUE



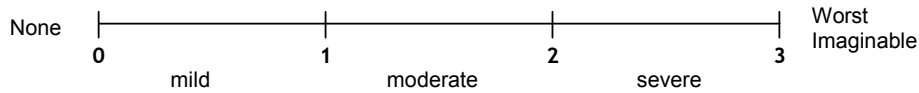
_____mm

FEVER



_____mm

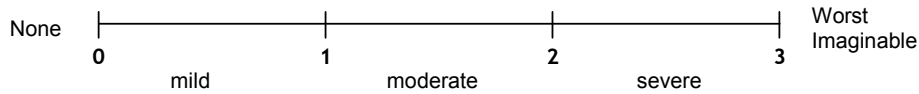
HAIR LOSS



_____mm

BODY SYMPTOMS (Check all that apply)

- chest pain
- shortness of breath
- swelling in legs
- other



_____mm

Administrative use only:

_____mm

_____mm

_____mm

_____mm

_____mm

Total Score

_____mm

(Right column only)

Is there anything else to report? Use this space to explain your answers or report other symptoms.